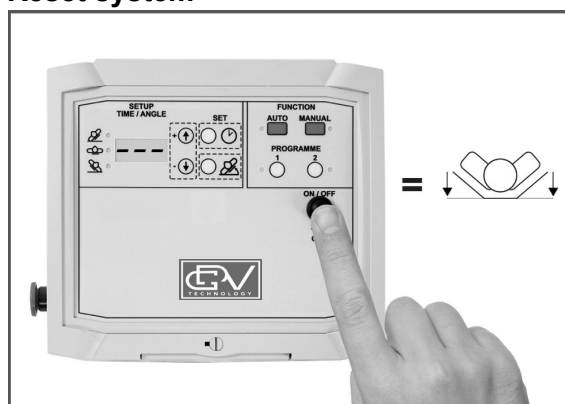


GENERAL INFORMATION


Turn ON and OFF



Reset system

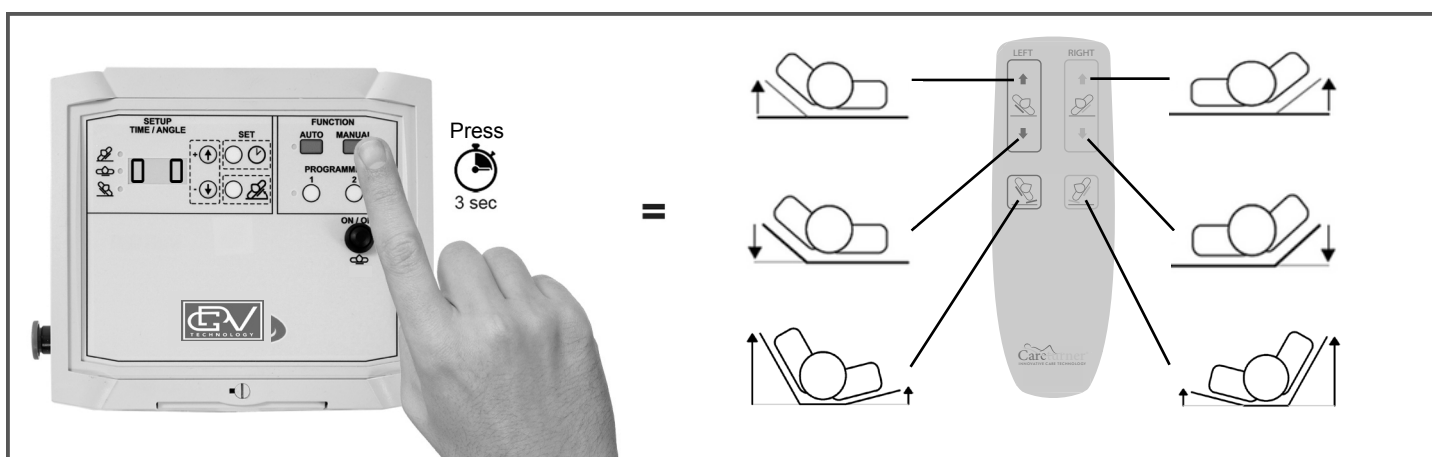


Emergency button



MANUAL USE – Active use


Used in nursing and transfer situations. Possible angles 0 to 70°



NOTICE!

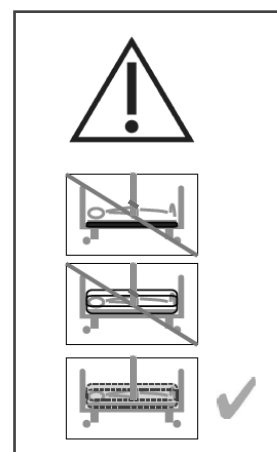
When used in manual mode, ensure the side rail opposite of the caregivers position is fully elevated.

AUTOMATIC USE – FACTORY SETTINGS



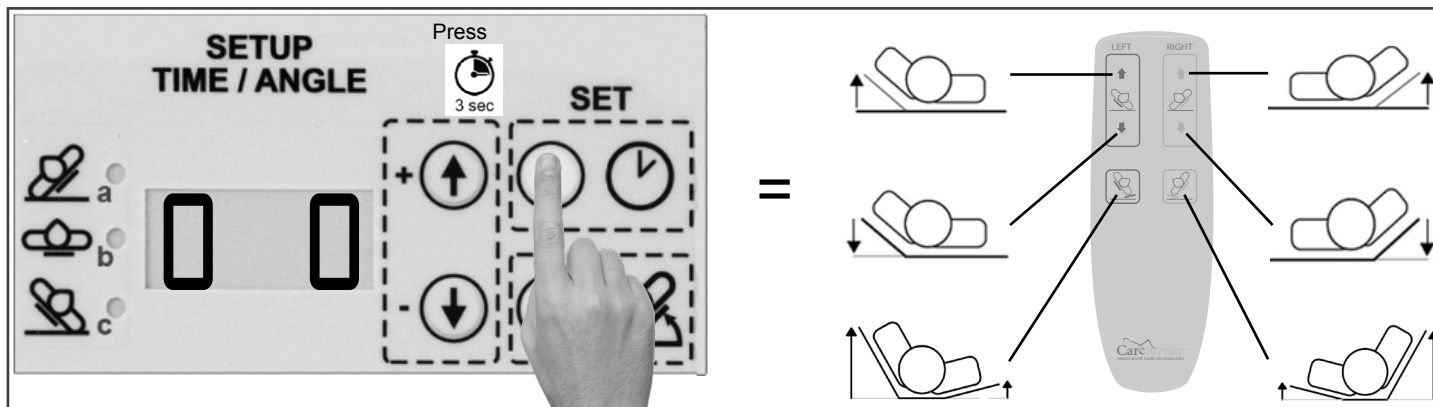
NOTICE!

Auto function should only be used shortly until P1 and/or P2 is programmed for individual repositioning. Same procedure for activating P1 and P2 as Auto. Possible angles 0 to 40°



PAUSE AN AUTOMATIC PROGRAM IN USE

If P1,P2 or AUTO are active they can be paused and the hand control can be used as in manual mode. This function is recommended if the automatic pressure program should resume afterwards.




NOTICE!

The active program prior to the pause action, will restart after 30 minutes of inactivity.

RESTART THE ACTIVE PROGRAM BEFORE THE PAUSE

The active program prior to the pause action can be activated right away. The hand control can no longer be used.



GDVQUICK210221



GDV Technology A/S
Lyskær 8B, st
2730 Herlev
Denmark

Careturner
INNOVATIVE CARE TECHNOLOGY